

URFEUER®
FIREPLACES

BRUNNER®

URFEUER® Fireplaces

Set the fire free.

"The Urfeuer fireplaces are our promise – for safety, for a sensual experience, for pure atmosphere.

An extraordinary construction, designed, developed and manufactured for pleasure and enjoyment – the highest quality for the most beautiful moments in life.

It's a philosophy which was cultivated by us at BRUNNER for the last 70 years and can be found in every Urfeuer fireplace since 1996.

For the beginning of a long friendship with the open fire."

Hubertus Brunner

Handwritten signature of Hubertus Brunner in black ink.

Ulrich Brunner

Handwritten signature of Ulrich Brunner in black ink.



See the flames | Hear the crackling sound |

Feel the warmth | The smell of wood

Contents

Urfeuer	6
<i>Fire for the senses Reassuring enjoyment Smokeless experience</i>	
Flat formats	16
Corner formats	24
Panorama formats	30
Urfeuer kitchen fireplace	36
<i>Enjoy cooking Roasted lamb leg</i>	
Technical design	44
Available options	46
<i>Mounting frames Frame extensions</i>	
Chimney & combustion air	48
Safety features	50
Accessories	52
Technical data	56
<i>Overview</i>	

Fire

The Urfeuer Fireplace.

"To feel, to smell, to hear the burning wood – be as close as possible, no glass, no technical fuss. Probably the oldest kind of fireplace has even today an incomparable charm. More fire enjoyment? Impossible.

The Urfeuer fireplaces are manufactured by BRUNNER already since 1996. With new, sophisticated technical design, they fit perfectly in current living spaces in every situation.

Modern, straight-line design with minimalistic cast-iron protective linings, continued on visible external faces of the fireplace.

The Urfeuer fireplace concentrates on the sensual experience – the heating power is less important. Lean back, dream and relax. You deserve it in these hectic times.



Urfeuer fireplace
50/88



Urfeuer fireplace
Panorama 50/66

for the senses.



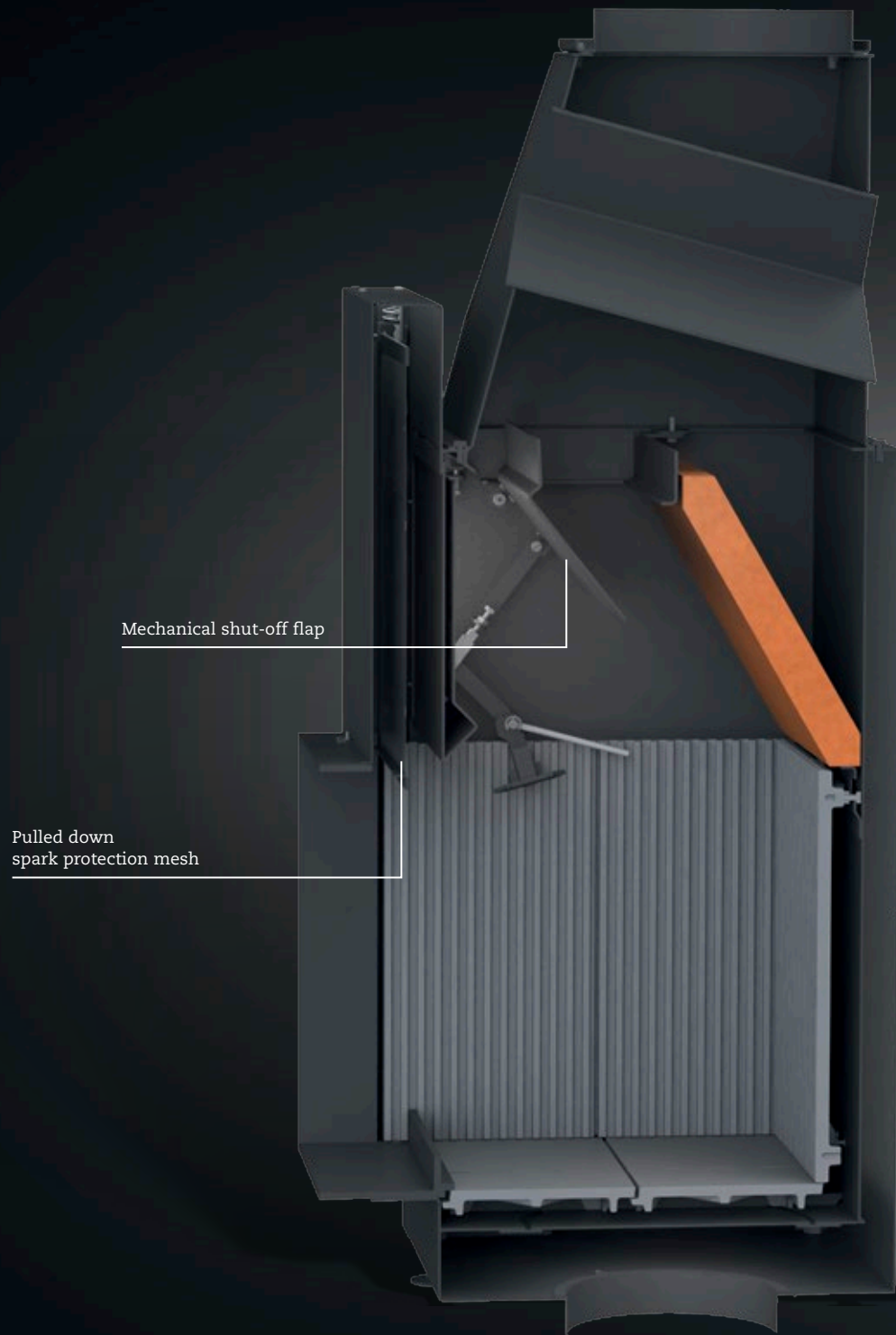
Urfeuer corner fireplace 50/88r with frame extension L2, 0°





Urfeuer fireplace 50/88
with frame extension L2/R2

Reassuring



Not locked inside a firebox |
but protected and safe for everybody

enjoyment.

Safety guaranteed.

An important detail for every open fire is the spark protection. No matter if you are using "sparking" softwood, or you want to be sure that the fireplace is safe after combustion ends – just to make sure that no glowing embers will be falling out. This safety feature comes as standard on every Urfeuer fireplace.

The spark protection is made of black coated stainless steel mesh which is moving on easy-going and stable guiding mechanism. From the technical point of view, it functions like a glazed door and is provided with counterweights for balance.

The best thing about this — no technical stuff is visible when hidden, because the mesh and its mechanics is raised and lowered through a narrow gap between the fire protection plates. The access is simple and easy, as the fire protection plates can be detached without any tools. In the end, it is worth to mention that during combustion the spark protection mesh is almost "invisible" in front of burning flames, i.e. you will barely notice it when lowered.

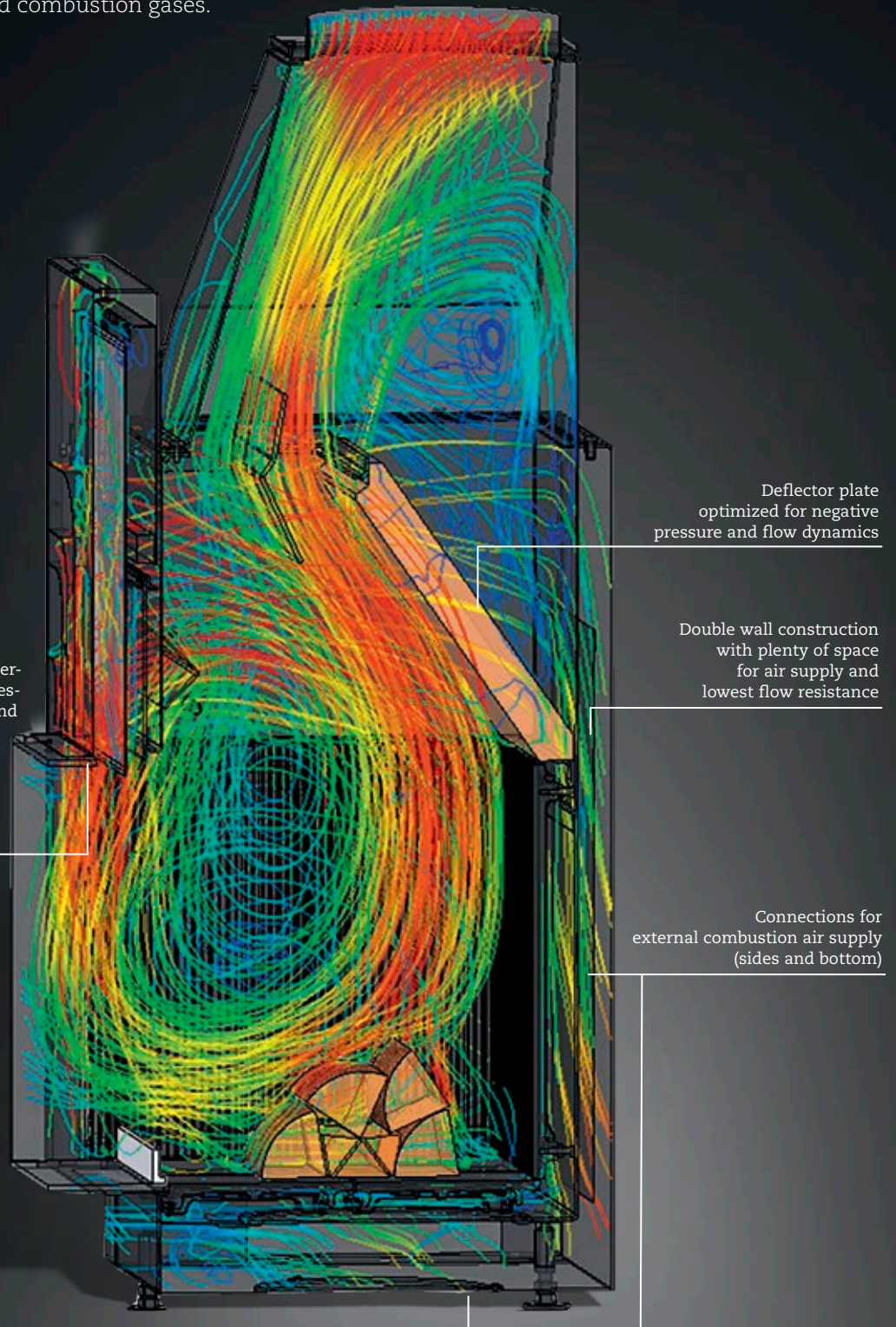


Spark protection mesh, half closed

Smokeless

CFD flow simulation view of Urfeuer 50/66.

State-of-the-art Computational Fluid Dynamics simulation software helps in determining flow profiles and speed of air and combustion gases.



The integrated combustion air after-flow system ensures sufficient pressure balance between the room and fireplace. Moreover, a "curtain of air" is created in front of the open fire, which prevents the combustion gases from spreading into the room.

experience.

Patented air intake and exhaust.

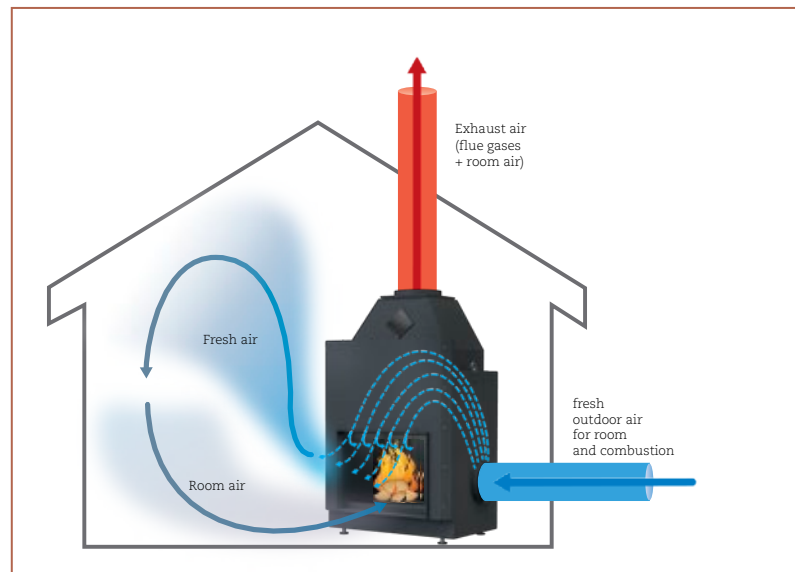
The art of designing an open fireplace for living spaces consists in preventing the smoke gases from being spread into the room. With the patent pending exhaust system developed by BRUNNER especially for the Urfeuer fireplaces, it is possible to ensure a smokeless operation even in confined rooms.

Pressure balance with room air

Open fires usually consume enormous volumes of air from the room of installation. In older buildings, it is possible to make up this missing air volumes through cracks and gaps on doors and windows.

The current methods of construction with insulated and airtight building envelope make it impossible by definition. Therefore, the Urfeuer fireplaces have a controllable pressure balance due to a generously dimensioned external air intake (ø 250 mm).

This allows for sufficient "auxiliary air supply" which is even preheated at the same time and supplied as such in a pleasant way to the interior areas.



Note:

According to regulations, open fireplaces are not considered as heating devices and do not require a negative pressure monitoring device when used together with ventilation systems. This question is at the discretion of your chimney sweep only.

Urfeuer fireplaces are tested in accordance with EN 13229 (EN 16510 Part 2).



Urfeuer fireplace 50/88 with frame extension L2/R2



Urfeuer Fireplaces

Flat formats



Urfeuer 50/66



Urfeuer 50/88



Urfeuer 50/110



33 - 50 cm
33 - 50 cm
33 - 50 cm



up to 4 kg
up to 4 kg
up to 5 kg



50 x 66 cm
50 x 88 cm
50 x 110 cm

Urfeuer fireplace 50/66


Urfeuer fireplace 50/88

Urfeuer fireplace 50/110





Urfeuer fireplace 50/88 with frame extension L3



Urfeuer fireplace 50/110 with frame extension L8/R8





Urfeuer fireplace 50/110 with frame extension L5/R5



Urfeuer Fireplaces

Corner formats



Urfeuer corner fireplace 50/66/44/r with frame extension L2, 0°



Urfeuer corner fireplace 50/66/44/r



Urfeuer corner fireplace 50/66/44/l



Urfeuer corner fireplace 50/88/44/r



Urfeuer corner fireplace 50/88/44/l



33 - 50 cm



up to 4 kg



50 x 66 x 44 cm

Urfeuer corner fireplace 50/66/44 (l/r)

Urfeuer corner fireplace 50/88/44 (l/r)

(l/r) - left/right corner.

33 - 50 cm

up to 5 kg

50 x 88 x 44 cm



Urfeuer corner fireplace 50/66/44r with 60 mm mounting frame





Urfeuer corner fireplace 50/66/44r with frame extension L2, 0°



Urfeuer Fireplaces

Panorama formats



Urfeuer Panorama 50/44/66/44



Urfeuer Panorama 50/44/66/44



Urfeuer Panorama 50/44/88/44

Urfeuer Panorama fireplace 55/44/66/44
 Urfeuer Panorama fireplace 50/44/88/44



33 - 50 cm
 33 - 50 cm



up to 4 kg
 up to 5 kg



50 x 44 x 66 x 44 cm
 50 x 44 x 88 x 44 cm



Urfeuer Panorama fireplace 50/44/66/44 with frame extension L2,0°/R2,0°





Urfeuer Panorama fireplace 50/44/66/44 with frame extension L2,90°/R2,90°




Urfeuer Fireplaces

for the kitchen.



Urfeuer 50/66 kitchen fireplace



Urfeuer 50/66 kitchen fireplace

Urfeuer 50/66 kitchen fireplace



33 - 50 cm



up to 5 kg



50 x 44 x 88 x 44 cm





Enjoy



Urfeuer 50/66 kitchen fireplace

cooking.

The kitchen is a traditional meeting point in every living space. Here we come together — to cook, to eat, to talk with each other. The Urfeuer kitchen fireplace will create a warm and friendly atmosphere, even in a modern and puristic kitchen — for people who prepare and enjoy their meals with ease and passion.

The "URFEUER®" (read: primal, genuine fire) for the kitchen is a wood-burning open fireplace for above worktop installation. With the integrated rotisserie, you can prepare lots of dishes straight from the fire.

The spit skewer is optimally positioned in front of the fireplace, in order to ensure that the roasted delicacies are always a perfect success. The heavy-duty drive motor is running with a constant speed of two revs per minute. And so, the lamb leg or beef roasts are simmering delightful right in front of your guests or family — can you imagine anything to be more quaint and charming?

Apart from the skewer grill, you can also spread the glowing embers evenly inside the fireplace and use a grill rack. In this case, you can add juicy steaks, delicate shrimps or fine meat & vegetable skewers to your menu card.



Grill rack (accessory)



Lamb leg

Mediterranean. Natural. Easy.

Ingredients

1	lamb leg, approx. 1.5 - 2 kg
	coarse-grained salt
	freshly ground pepper
5	garlic cloves
5 tbs.	olive oil
4 twigs	rosemary
4 twigs	thyme

Preparation:

Step 1:

Using a thin-shaped knife prepare pockets under the skin of the lamb leg for garlic cloves, fresh rosemary and thyme twigs.

Rub the meat with olive oil, coarse salt and ground pepper.

Step 2:

Leave the lamb leg in fridge for at least 8 - 12 hours. After this time, stick the lamb leg on the spit.

Step 3:

Stack a few pieces of wood close at the rear wall of the Urfeuer fireplace and light a fire.

Step 4:

After approx. 30 min the spit with the lamb leg can be placed inside the fireplace and the grill motor can be started (put the drip tray under).

Step 5:

The meat must cook for approx. 3 hours. During cooking, "revive" the fire with two or three pieces of wood, when necessary.

Technical design

Plain and simple from outside – but that's the hardest thing to achieve when designing an open fireplace such as the new Urfeuer fireplace. There is not much of technical detail to be shown, but it must be perfect in its function. Of course, all of this must comply to standards and regulations, and satisfy the requirements of quality for a long lifetime of the fireplace.

As a result, we developed a tightly welded double-chamber steel structure – massive, durable, but still with a touch of elegance.



Modular inner lining of the fireplace, made of cast iron. Bottom plates and fire protection plates with a unified grid dimension of 220 mm.

As another arrangement possibility, the combustion chamber can be effectively enlarged by removing the cast-iron fire protection plates from the inside of the fireplace. For this purpose, BRUNNER is offering individual mounting frames made of high-quality 8 mm steel. The whole is rounded by small but important details, like the signaling pin to indicate the open or closed status of the shut-off flap.

Liquid metal pouring in our stove foundry





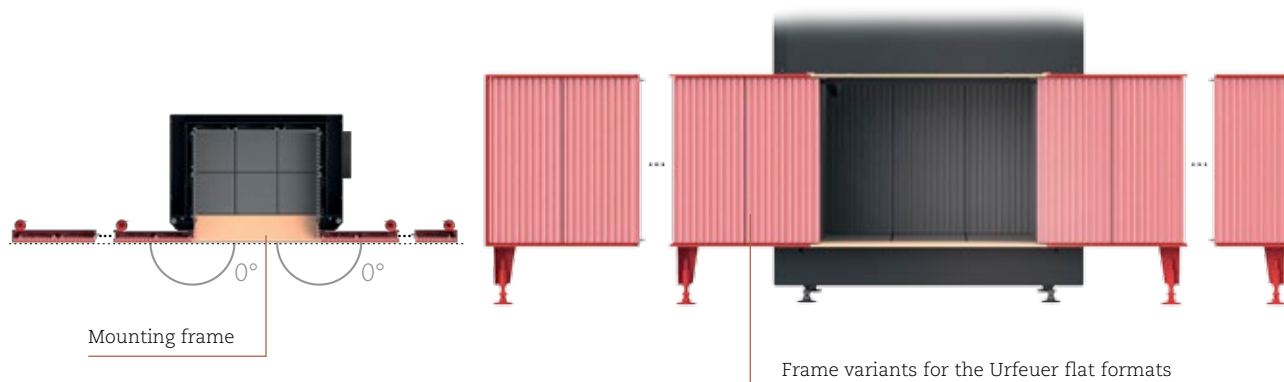
Available options

Mounting frames and frame extensions with fire protection plates

Mounting frames can be extended as desired with additional fire protection plates.


Flat

The mounting frame extension is continued in a straight line.




Corner

The mounting frame extension using fire protection plates can be continued at 0 or 90 degrees.



Panorama

The mounting frame can be extended to the side or, alternatively, angled at 90 degrees to the rear.



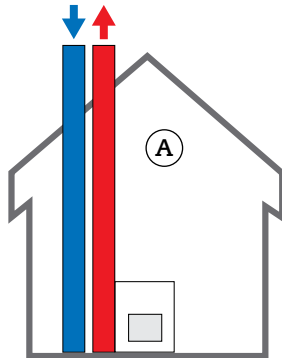
Chimney & air supply

Without a chimney it won't work.
Without air supply it won't work too.

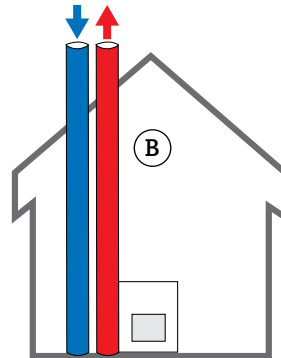


You have the following options to connect the Urfeuer fireplace:

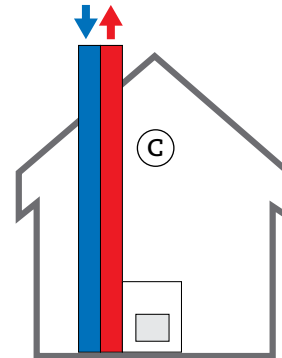
1 Exhaust/air intake over roof



Chimney from mineral materials with separate air duct

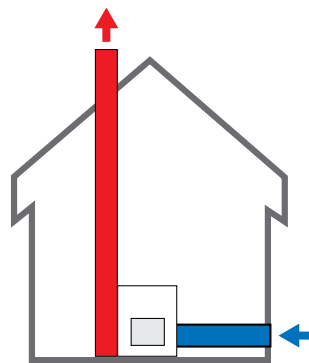


Separate stainless steel pipes for exhaust and air intake



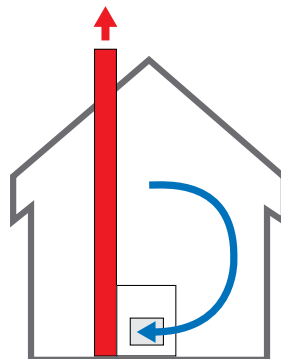
Integrated chimney system with exhaust and air intake ducts (see page 50 for detailed picture)

2 Exhaust over roof, air intake through external wall



Separate chimney and air intake through external wall (see page 50 for detailed picture)

3 Exhaust over roof, air supply from interior



Separate chimney and air supply from interior (old buildings)

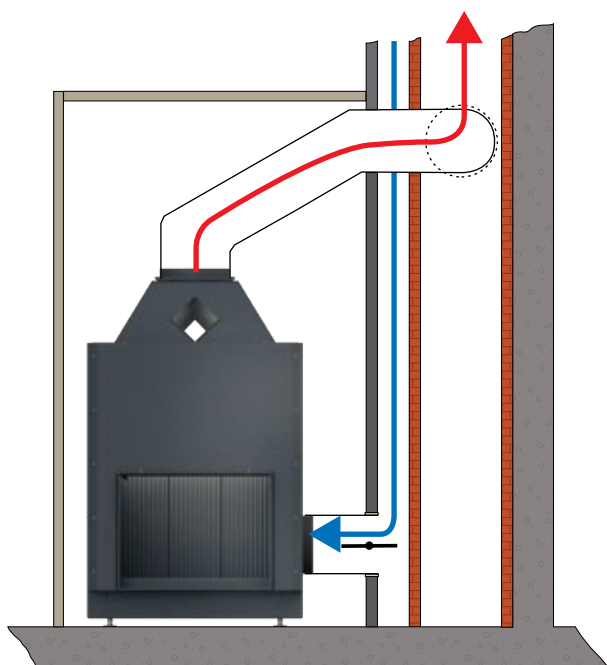
With proper adjustment of air intake, the Urfeuer fireplace works almost like a natural room ventilation. The required air volume is taken from the room through the fireplace opening. Fresh air is preheated and supplied to the room. (see picture on page 13)

Comfort of use + Safety


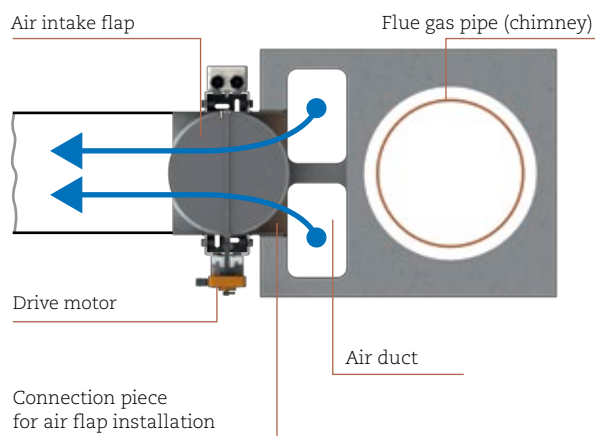
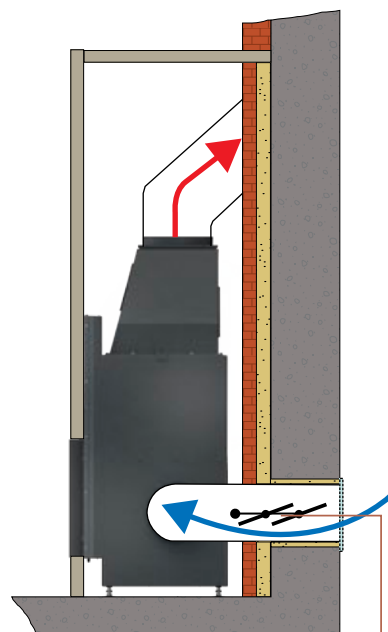
Open the exhaust flap, put some wood inside, light the fire ...

The Urfeuer fireplace is so easy to use.

Air intake through a vertical air duct.
(Option 1C)



Air intake through external wall.
(Option 2)



Double-acting \varnothing 250 mm motorized flap with external louvers (DN 250 sanitary pipe by customer)

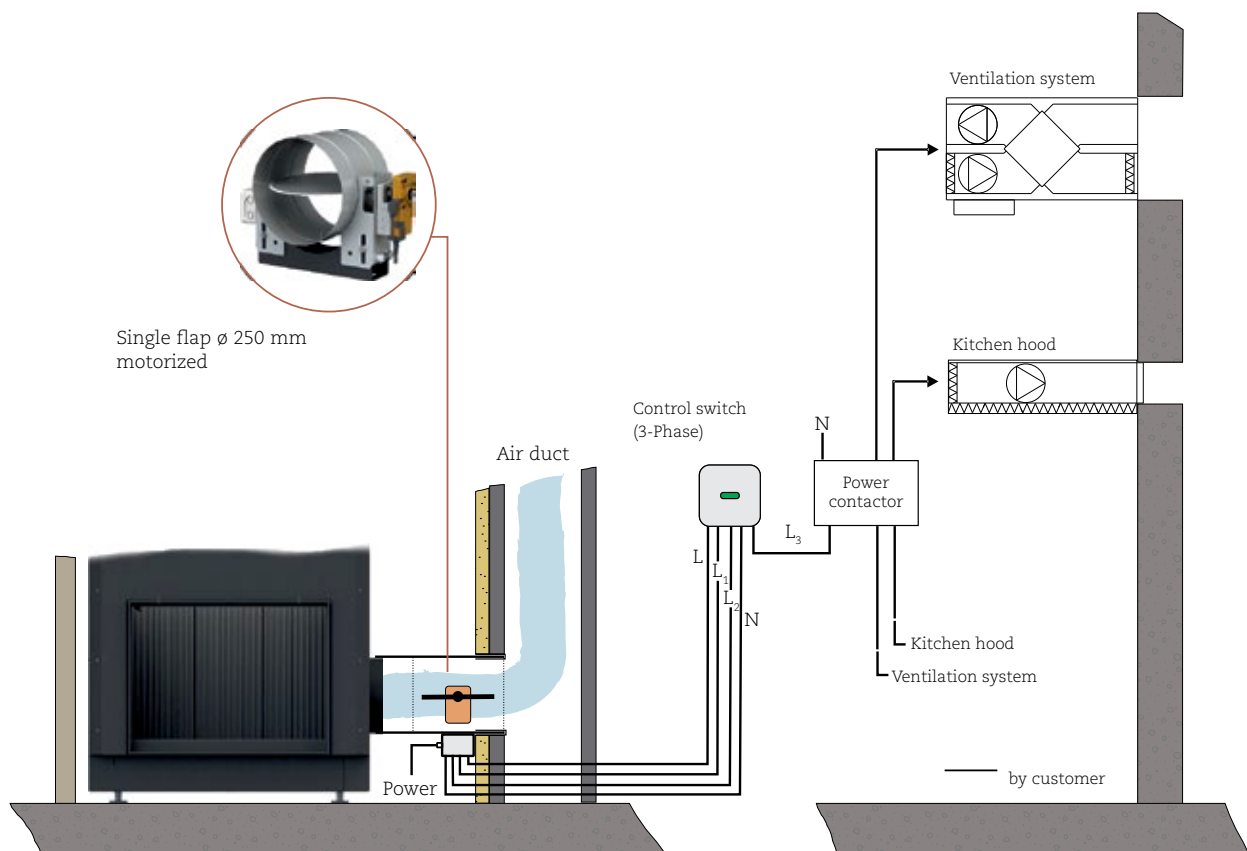
The external air connection on the Urfeuer fireplace is made with smooth-walled ventilation pipes led to the air intake duct or directly to the external wall.

For each of these connection possibilities there is a special air flap component available, which can be actuated manually or by a motorized actuator. With these means, the fresh air intake can be easily opened or closed again.

For the motorized flap there is a possibility to use a 3-phase switch in order to deactivate a potentially interfering mechanical ventilation system (a kitchen hood, for example), when the air intake flap is open.

Your chimney sweep will be happy to know that you are using this user-friendly and especially safe solution.

Motorized actuator with interlock for ventilation systems



Switching scheme for the motorized air intake flap. The 3-phase control switch disables the mechanical ventilation systems when the air intake flap is open.

Accessories



Fidibusse
natural fire starters made of pure wood
fibres with natural paraffin oil

Article description

FIDIBUSSE fire starters 1 pack (= 18 pcs.)
FIDIBUSSE fire starters 1 box (= 350 pcs.)
FIDIBUSSE refill can, contains approx. 50 pcs.

A practical tool
for the open fireplace:

Fireclaw with blowpipe
and brass mouthpiece


This tool is used as a poker to move the wood
pieces and glowing embers; the blowpipe is to
"revive" the embers before they get cold.







A perfect arrangement for a "home ventilation system". The invisible exhaust system removes the



stale air. At the same time, the air intake system supplies preheated fresh air to the living room.

Technical data



Urfeuer
50/66



Urfeuer
50/66
kitchen fireplace



Urfeuer
50/88



Urfeuer
50/110

Fuel

wood under 20 %
humidity

Capacity	kg	2 - 4	2 - 4	2 - 4	2 - 5
----------	----	-------	-------	-------	-------

Data for functional demonstration

Flue gas mass flow	g/s	115	115	135	155
Flue gas temperature	°C	115	115	110	105
Required air	m³/h	212	212	252	293

Fireplace insert dimensions

Height incl. smoke outlet	mm	1542-1582	1542-1582	1542-1582	1542-1582
Width	mm	920	932	1140	1360
Depth	mm	634/674	854/894	674	674
Smoke outlet ø	mm	250	250	300	300
Clear height of firebox	mm	489	489	489	489
Clear width of firebox	mm	645	645	865	1085
Depth of firebox	mm	437	655	437	437

Weight

Body without fire protection plates	kg	213	289	248	275
Cast iron fire protection (firing chamber)	kg	112	133	132	156



Urfeuer corner
50/66/44



Urfeuer corner
50/88/44



Urfeuer Panorama
50/44/66/44



Urfeuer Panorama
50/44/88/44

Fuel

wood under 20 %
humidity

Capacity	kg	2 - 4	2 - 5	2 - 4	2 - 5
----------	----	-------	-------	-------	-------

Data for functional demonstration

Flue gas mass flow	g/s	115	135	115	135
Flue gas temperature	°C	105	95	90	85
Required air	m³/h	265	309	276	318

Fireplace insert dimensions

Height incl. smoke outlet	mm	1527-1587	1527-1587	1545-1585	1545-1585
Width	mm	932	1152	938	1158
Depth	mm	706	706	779	778
Smoke outlet ø	mm	300	300	300	300
Clear height of firebox	mm	489	489	489	489
Clear width of firebox	mm	703+478	923+478	754	974
Depth of firebox	mm	427	427	429	428

Weight

Body without fire protection plates	kg	206	241	180	212
Cast iron fire protection (firing chamber)	kg	91	111	68	90

Urfeuer devices are open fireplaces which are not considered as "individual fireplaces". Therefore, they are not subject to limits set forth by the BImSchV.
Open fireplaces should be used only on occasion.
The Urfeuer fireplaces are tested and approved according to EN 13229 (EN 16510 Part 2).

Ulrich Brunner GmbH
Zellhuber Ring 17 - 18
D-84307 Eggenfelden
Phone: +49 8721 771-0
Fax: +49 8721 771-100
info@brunner.de · www.brunner.de

BRUNNER products are offered and sold only by qualified dealers and service centres.
Subject to technical and assortment changes. Errors excepted.
Status 10/2016 · Ver. 1.0 · 1463.1 · 5K · atwerb.de

The paper used in this brochure is produced using pulp from sustainable forest management.

BRUNNER®

made in germany.

www.brunner.eu